

NSL Web Downloads

MAN RIDING TUGGER SIGNALS

As part of our commitment to improving safety, and to aid good working practices, we've made the following NSL documents free for you to use.


The contents of these documents will remain under the copyright of NSL. These documents are for internal use only, and are not to be used for commercial gain.

Signals effective since November 2001

SIGNALS MUST BE CONTINUOUS (NO SIGNAL = NO MOVEMENT)


TO RAISE:

Point your arm and fingers outwards palm up using an upward and downward motion at your side.



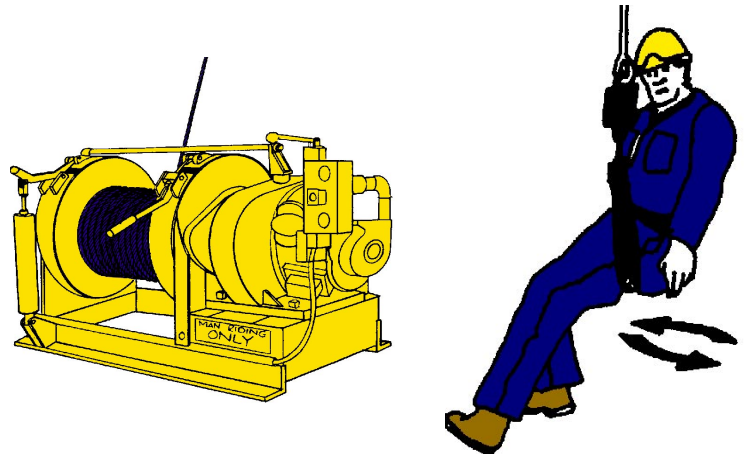
TO STOP:

Horizontal side to side movement of the arm with palm and fingers flat.



TO LOWER:

Point your arm and fingers downwards and make a circular motion.



WARNING

- ⚠ Only trained personnel to operate winch & use riding belt.
- ⚠ When operating a winch, supporting personnel, NEVER, under any circumstances, leave the winch unattended.
- ⚠ These signals are also used by derrickmen when communicating with the rig floor.